

9409300083

SKAGIT COUNTY AUDITOR

'94 SEP 30 P2:41

Official Returns

FILED  
REQUEST OF *Skagit Co. Election*

of the  
State Primary  
held in

SKAGIT

County

*September 20, 1994*



State of Washington


9409300083

BK1377PG0366

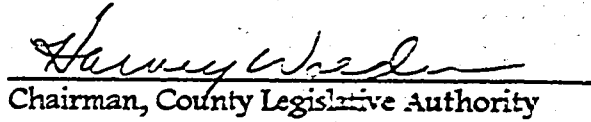
Oath of County Auditor or Supervisor of Elections

STATE OF WASHINGTON )  
 ) ss.  
COUNTY OF SKAGIT )

I solemnly swear that the returns of the Primary held on September 20, 1994, in SKAGIT County, State of Washington, have been in no wise altered by additions or erasures and that they are the same as when they were deposited in my office.

  
County Auditor or Supervisor of Elections

Subscribed and sworn to me this 30TH day of September, 1994


  
Chairman, County Legislative Authority


Certification of the Canvassing Board


STATE OF WASHINGTON )  
 ) ss.  
COUNTY OF SKAGIT )

The undersigned officers designated by law as constituting the Canvassing Board for the County of SKAGIT, State of Washington, hereby certify that this is a full, true and correct copy of the Abstract of Votes cast at the Primary held on September 20, 1994, in SKAGIT County, State of Washington; that the total number of registered voters in all precincts was 49,553; and that the total number of votes cast in such precincts was 24,276.

Witness our hands and official seal this 30TH day of September, 1994.

  
County Auditor or Supervisor of Elections

  
Chairman, County Legislative Authority

  
County Prosecuting Attorney

9409300083

BK.1377 PG0367

SKAGIT COUNTY, WASHINGTON  
PRIMARY ELECTION  
SEPTEMBER 20, 1994

	COUNT	PERCENT
PCTS IN - SKAGIT COUNTY	105	100.0%
PCTS IN - CONGRESSIONAL DISTRICT #2	105	100.0%
PCTS IN - LEGISLATIVE DISTRICT 10	30	100.0%
PCTS IN - LEGISLATIVE DISTRICT 40	75	100.0%
PCTS IN - COMMISSIONER DISTRICT 3	38	100.0%
PCTS IN - BURLINGTON-EDISON SCHOOL DISTRICT	26	100.0%
PCTS IN - FIRE DISTRICT 17	1	100.0%
PCTS IN - TOWN OF LACONNER	1	100.0%
PCTS IN - CITY OF MOUNT VERNON	18	100.0%
PCTS IN - FIDALGO PARK AND RECREATION DIST	17	100.0%
PCTS IN - MOUNT VERNON SCHOOL DISTRICT 320	35	100.0%
PCTS IN - PUBLIC TRANS. ANACORTES	23	100.0%
PCTS IN - PUBLIC TRANS. SEDRO WOOLLEY	8	100.0%
REG VTR - SKAGIT COUNTY	49,553	
REG VTR - CONGRESSIONAL DISTRICT #2	49,553	
REG VTR - LEGISLATIVE DISTRICT 10	12,319	
REG VTR - LEGISLATIVE DISTRICT 40	37,234	
REG VTR - COMMISSIONER DISTRICT 3	16,939	
REG VTR - BURLINGTON-EDISON SCHOOL DISTRICT	11,200	
REG VTR - FIRE DISTRICT 17	403	
REG VTR - TOWN OF LACONNER	525	
REG VTR - CITY OF MOUNT VERNON	10,823	
REG VTR - FIDALGO PARK AND RECREATION DIST	9,215	
REG VTR - MOUNT VERNON SCHOOL DISTRICT 320	17,655	
REG VTR - PUBLIC TRANS. ANACORTES	11,918	
REG VTR - PUBLIC TRANS. SEDRO WOOLLEY	4,791	
BALLOTS - SKAGIT COUNTY	24,276	48.9%
BALLOTS - CONGRESSIONAL DISTRICT #2	24,276	48.9%
BALLOTS - LEGISLATIVE DISTRICT 10	6,029	48.9%
BALLOTS - LEGISLATIVE DISTRICT 40	18,247	49.0%
BALLOTS - COMMISSIONER DISTRICT 3	7,276	42.9%
BALLOTS - BURLINGTON-EDISON SCHOOL DISTRICT	5,673	50.6%
BALLOTS - FIRE DISTRICT 17	248	61.5%
BALLOTS - TOWN OF LACONNER	237	45.1%
BALLOTS - CITY OF MOUNT VERNON	5,863	54.1%
BALLOTS - FIDALGO PARK AND RECREATION DIST	4,530	49.1%
BALLOTS - MOUNT VERNON SCHOOL DISTRICT 320	9,418	53.3%
BALLOTS - PUBLIC TRANS. ANACORTES	5,994	50.2%
BALLOTS - PUBLIC TRANS. SEDRO WOOLLEY	2,243	46.8%

	COUNT	PERCENT	
UNITED STATES SENATOR			
(precincts counted/total)	(105 / 105)	100.0%	
(ballots/registration)	(24276 / 49553)	48.9%	
DAVID SCHIRLE	PA	42	0.19%
KEN YEAGER	D	291	1.2%
RON SIMS	D	3,260	14.5%
GENE DAVID HART	D	148	0.66%
TED MALEY	IC	78	0.35%
JESSE WINEBERRY	D	415	1.8%
MARSHALL	D	66	0.29%
MIKE JAMES	D	3,859	17.1%
WARREN E. HANSON	R	513	2.2%
RUOLFO (RUDY) VALDEZ	D	142	0.63%
BLAIR HENRY	D	68	0.30%
MIKE THE MOVER	R	486	2.1%
SCOTT HARDMAN	D	1,014	4.5%
SLADE GORTON	R	12,035	53.5%
HARVEY K. MCARTHUR	SW	71	0.32%
TOTAL		22,488	100.0%

	COUNT	PERCENT	
U.S. REPRESENTATIVE DISTRICT 2			
(precincts counted/total)	(105 / 105)	100.0%	
(ballots/registration)	(24276 / 49553)	48.9%	
JOHN SANDIFER	D	3,068	13.1%
MARRIET A. SPANEL	D	7,898	33.9%
DAVID MONTGOMERY	R	406	1.7%
PAULL H. SHIN	D	2,379	10.2%
GABRIELLE GORTON GALLEGOS	D	204	0.88%
TIM ERWIN	R	2,692	11.5%
JIM ANDREWS	R	677	2.9%
AL ANDERSON	R	720	3.1%
JACK METCALF	R	5,217	22.4%
TOTAL		23,261	100.0%

	COUNT	PERCENT	
STATE REP. DISTRICT 10, POS. 1			
(precincts counted/total)	(30 / 30)	100.0%	
(ballots/registration)	(6029 / 12319)	48.9%	
SUE M. KARAHALIOS	D	2,792	49.9%
BARNEY BEEKSMA	R	2,799	50.0%
TOTAL		5,591	100.0%

	COUNT	PERCENT	
STATE REP. DISTRICT 10, POSITION 2			
(precincts counted/total)	(30 / 30)	100.0%	
(ballots/registration)	(6029 / 12319)	48.9%	
BRIEN LILLOQUIST	R	664	12.8%
JUANITA WAGNER	D	1,620	31.2%
BARRY SENLIN	R	2,905	55.9%
TOTAL		5,189	100.0%

	COUNT	PERCENT	
STATE REP. DISTRICT 40, POSITION 1			
(precincts counted/total)	(75 / 75)	100.0%	
(ballots/registration)	(18247 / 37234)	49.0%	
DAVE QUALL	D	9,697	57.9%
MARK L. HULST	R	7,030	42.0%
TOTAL		16,727	100.0%

SKAGIT COUNTY, WASHINGTON  
PRIMARY ELECTION  
SEPTEMBER 20, 1994

		COUNT	PERCENT
STATE REP. DISTRICT 40, POSITION 2			
(precincts counted/total)	(75 / 75)		100.0%
(ballots/registration)	(18247 / 37234)		49.0%
DANIEL R. MILLER	R	3,250	19.6%
CHERYL HYNES	R	6,437	38.9%
KRIS MOLESWORTH	D	6,836	41.3%
TOTAL		16,523	100.0%

		COUNT	PERCENT
SKAGIT COUNTY ASSESSOR - 4 YEAR TERM			
(precincts counted/total)	(105 / 105)		100.0%
(ballots/registration)	(24276 / 49553)		48.9%
BILL "MAC" MCCUTCHIN	D	7,306	32.8%
MARK LEANDER	R	9,891	44.4%
JONES ATTERBERRY	D	5,079	22.8%
TOTAL		22,276	100.0%

		COUNT	PERCENT
SKAGIT COUNTY AUDITOR - 4 YEAR TERM			
(precincts counted/total)	(105 / 105)		100.0%
(ballots/registration)	(24276 / 49553)		48.9%
JERRY MCINTURFF	D	8,430	38.8%
KATHY HILL	R	9,675	44.5%
DARRELL HEINER	D	3,602	16.5%
TOTAL		21,707	100.0%

		COUNT	PERCENT
SKAGIT COUNTY CLERK - 4 YEAR TERM			
(precincts counted/total)	(105 / 105)		100.0%
(ballots/registration)	(24276 / 49553)		48.9%
PHYLLIS COOLE-MCKEEHEM	D	16,363	100.0%
TOTAL		16,363	100.0%

		COUNT	PERCENT
SKAGIT COUNTY CORONER - 4 YEAR TERM			
(precincts counted/total)	(105 / 105)		100.0%
(ballots/registration)	(24276 / 49553)		48.9%
JEAN M. LA RUE	R	7,646	36.0%
RICHARD E. MURLEY	D	4,794	22.6%
BRUCE BACON	D	8,770	41.3%
TOTAL		21,210	100.0%

		COUNT	PERCENT
SKAGIT COUNTY PROSECUTING ATTORNEY - 4 YEAR TERM			
(precincts counted/total)	(105 / 105)		100.0%
(ballots/registration)	(24276 / 49553)		48.9%
DAVE NEEDY	R	17,521	100.0%
TOTAL		17,521	100.0%

		COUNT	PERCENT
SKAGIT COUNTY SHERIFF - 4 YEAR TERM			
(precincts counted/total)	(105 / 105)		100.0%
(ballots/registration)	(24276 / 49553)		48.9%
TONY BRECKENRIDGE	D	6,742	28.7%
ED GOODMAN	D	9,475	40.4%
JOHN HUNTER	R	7,211	30.7%
TOTAL		23,428	100.0%

		COUNT	PERCENT
SKAGIT COUNTY TREASURER - 4 YEAR TERM			
(precincts counted/total)	(105 / 105)		100.0%
(ballots/registration)	(24276 / 49553)		48.9%
JUDYANN MENISH	R	18,178	100.0%
TOTAL		18,178	100.0%

		COUNT	PERCENT
COMMISSIONER - DISTRICT 3 - 4 YEAR TERM			
(precincts counted/total)	(38 / 38)		100.0%
(ballots/registration)	(7276 / 16939)		42.9%
RUTH AVEN	R	381	5.5%
G.M. "MIKE" ANDERSON	D	1,320	19.3%
TED W ANDERSON	R	2,141	31.3%
PAUL VANCE	D	362	5.3%
LARRY J. KUNZLER	D	1,142	16.7%
DOM A. COLLEN	R	1,478	21.6%
TOTAL		6,824	100.0%

		COUNT	PERCENT
SUPREME COURT JUSTICE - POSITION 1			
(precincts counted/total)	(105 / 105)		100.0%
(ballots/registration)	(24276 / 49553)		48.9%
RICHARD GUY	NP	6,946	43.7%
KEVIN PATRICK DOLAN	NP	8,932	56.2%
TOTAL		15,878	100.0%

		COUNT	PERCENT
SUPREME COURT JUSTICE - POSITION 2			
(precincts counted/total)	(105 / 105)		100.0%
(ballots/registration)	(24276 / 49553)		48.9%
FAITH ENYEART IRELAND	NP	3,610	21.8%
JANICE NIEMI	NP	5,760	34.8%
GERRY L. ALEXANDER	NP	7,158	43.3%
TOTAL		16,528	100.0%

		COUNT	PERCENT
SUPREME COURT JUSTICE - POSITION 3			
(precincts counted/total)	(105 / 105)		100.0%
(ballots/registration)	(24276 / 49553)		48.9%
M. JOSEPH COLEMAN	NP	1,445	8.5%
LARRY KING	NP	2,286	13.5%
JEANETTE BURRAGE	NP	4,344	25.7%
GRANT L. ANDERSON	NP	3,019	17.8%
PHIL TALMADGE	NP	5,798	34.3%
TOTAL		16,892	100.0%

		COUNT	PERCENT
COURT OF APPEALS-DIV.1,DIST.3,POS.1			
(precincts counted/total)	(105 / 105)		100.0%
(ballots/registration)	(24276 / 49553)		48.9%
MARY KAY BECKER	NP	14,416	100.0%
TOTAL		14,416	100.0%

		COUNT	PERCENT
DISTRICT COURT, POSITION 1			
(precincts counted/total)	(105 / 105)		100.0%
(ballots/registration)	(24276 / 49553)		48.9%
JOHN MEYER	NP	12,999	67.3%
LINFORD C. SMITH	NP	6,301	32.6%
TOTAL		19,300	100.0%

SAGIT COUNTY, WASHINGTON  
PRIMARY ELECTION  
SEPTEMBER 20, 1994

	COUNT	PERCENT
<b>DISTRICT COURT - POSITION 2</b>		
(precincts counted/total)	(105 / 105)	100.0%
(ballots/registration)	(24276 / 49553)	48.9%
LARRY E. MOLLER NP	17,499	100.0%
TOTAL	17,499	100.0%
<b>CITY OF MOUNT VERNON - PROP. NO. 1</b>		
GENERAL OBLIGATION BONDS		
(precincts counted/total)	(18 / 18)	100.0%
(ballots/registration)	(5863 / 10823)	54.1%
BONDS, YES	3,680	64.8%
BONDS, NO	1,995	35.1%
TOTAL	5,675	100.0%
<b>TOWN OF LA CONNER PROPOSITION NO. 1</b>		
FIRE PROTECTION BONDS		
(precincts counted/total)	(1 / 1)	100.0%
(ballots/registration)	(237 / 525)	45.1%
BONDS, YES	129	56.0%
BONDS, NO	101	43.9%
TOTAL	230	100.0%
<b>FIRE PROTECTION DIST. 17</b>		
FIRE PROTECTION LEVIES		
(precincts counted/total)	(1 / 1)	100.0%
(ballots/registration)	(248 / 403)	61.5%
YES	95	40.6%
NO	139	59.4%
TOTAL	234	100.0%
<b>BURLINGTON-EDISON SCHOOL DISTRICT 100</b>		
GENERAL OBLIGATION BONDS		
(precincts counted/total)	(26 / 26)	100.0%
(ballots/registration)	(5673 / 11200)	50.6%
BONDS, YES	2,649	61.0%
BONDS, NO	1,687	38.9%
TOTAL	4,336	100.0%
<b>MOUNT VERNON SCHOOL DISTRICT NO. 320</b>		
GENERAL OBLIGATION BONDS		
(precincts counted/total)	(35 / 35)	100.0%
(ballots/registration)	(9418 / 17655)	53.3%
BONDS, YES	4,749	63.4%
BONDS, NO	2,740	36.5%
TOTAL	7,489	100.0%
<b>FIDALGO PARK &amp; RECREATION DISTRICT</b>		
OPERATION AND MAINTENANCE LEVY		
(precincts counted/total)	(17 / 17)	100.0%
(ballots/registration)	(4530 / 9215)	49.1%
YES	2,481	56.4%
NO	1,918	43.6%
TOTAL	4,399	100.0%

	COUNT	PERCENT
<b>PUBLIC TRANSPORTATION ANNEXATION</b>		
ANACORTES/LACONNER		
(precincts counted/total)	(23 / 23)	100.0%
(ballots/registration)	(5994 / 11918)	50.2%
YES	3,845	67.4%
NO	1,854	32.5%
TOTAL	5,699	100.0%
<b>PUBLIC TRANSPORTATION ANNEXATION</b>		
SEDRO WOOLLEY		
(precincts counted/total)	(8 / 8)	100.0%
(ballots/registration)	(2243 / 4791)	46.8%
YES	1,579	75.8%
NO	503	24.1%
TOTAL	2,082	100.0%

**SEPTEMBER 20, 1994  
PRIMARY ELECTION  
WRITE-IN VOTES CAST**

**CLERK**

Ronald Hamblin (R) - 1  
Betty Murphy (R) - 1

**TREASURER**

Homer D. Dalglish (D) - 1

**COURT OF APPEALS**

Div. 1, Dist. 3, Pos. 1

Mickey Mouse - 2

**DISTRICT COURT JUDGE**

Pos. 2

Mickey Mouse - 1  
Fred D. Wright - 1  
K. Garl Long - 1

**9409300083**

**BK 1377 PG 0371**

















